

## Beverage Counters

### Model J711

Aladdin Temp-Rite's beverage counter is designed to hold commercial coffee brewing equipment, as well as other supporting beverage dispensers for juices, iced tea or soda. The marine edge and back splash, plus the recessed drip pan ensure a dry, efficient beverage distribution center. Standard counter includes under-storage to optimize storage space.

#### Models:

- J711 5' (152.4 cm) long beverage counter

#### Standard Features:

- **Cabinet Construction:** Durable, 14-gauge stainless steel counter top 37" (94 cm) height above the floor with 6" (15.2) back splash, 48" (122 cm) drain trough with 3/4" NPT connection, 1/2" high marine edge at front and ends. Counter top edges features a #7 Hi-Lite finish. Stainless steel front and end panels. Heavy gauges all-metal construction with reinforcement at stress points.
- **Under-Storage:** Standard model includes open under-storage with intermediate shelf and stainless steel floor panels to provide additional storage space.
- **6" Legs:** Adjustable.



Model J711 shown



#### Ease of Use:

- Intermediate and lower shelf for extra storage space
- No assembly required
- Removable floor panels

#### Customization:

Are you interested in custom utility counters? Contact your Aladdin Territory Manager for additional information.

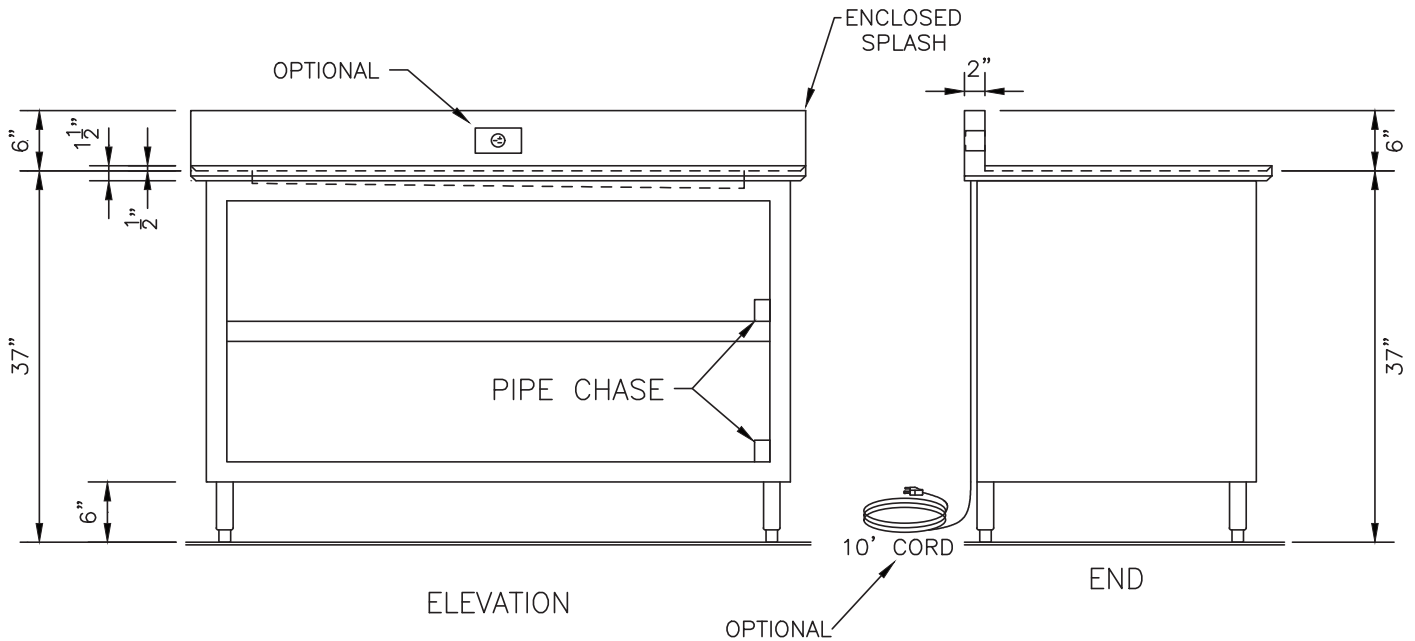
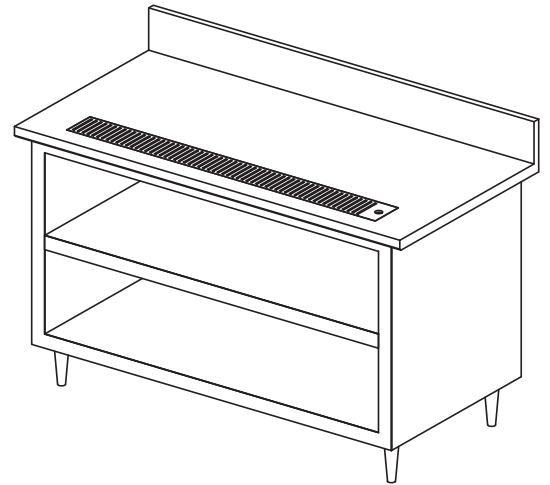
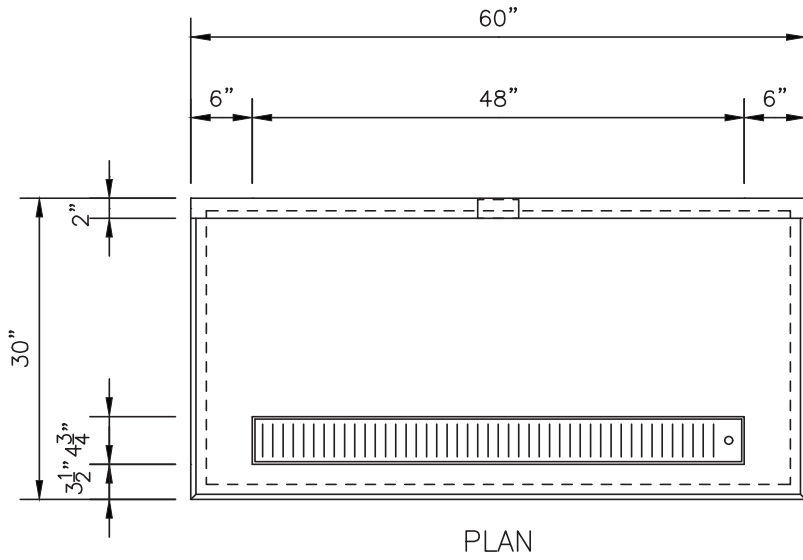
### NOTE: Available Options Must Be Specified When Ordering

Available Options	Important Specification Information
<input type="checkbox"/> Convenience outlet to plug in additional tray assembly equipment <sup>1</sup>	Standard outlet is NEMA 6-20P, 208v/20A, straight blade receptacle located at center of back splash (operator's side). Alternate location of receptacle or electrical requirements must be specified at the time of order.
<input type="checkbox"/> Vinyl color options	

<sup>1</sup>Addition of convenience outlet will add electrical requirements to beverage counter.

# Beverage Counters

## Model J711



Base Model Number	Description	Length	Width	Counter Height	Total Height	Shipping Weight (lbs.)
<input type="checkbox"/> J711	5' counter	60" (152.4 cm)	30" (76.2 cm)	37" (94 cm)	43" (109.2 cm)	380 lbs (172 kg)

Visit [aladdintemprite.com/patents](http://aladdintemprite.com/patents) for patent information.  
 250 E. Main St. | Hendersonville, TN 37075 | Customer Service: 800.888.8018 | Tech Service: 800.888.5426 | Fax: 888.812.9956 | [aladdintemprite.com](http://aladdintemprite.com)  
 ©2021 Aladdin Temp-Rite.® All rights reserved. Note: Specifications are subject to change without notice.



Rev. B 5211216J711

an Ali Group Company



The Spirit of Excellence